



I PLANNING A STORY

Objective: To plan a story about you and Southampton FC.

Having a structure to a story is very important. It makes a story easier to write, as there is a logical sequence to what you are writing. Because of this, the reader can follow the story much easier. Remember to use your senses in your story to make it more interesting. Seeing, Hearing, Smelling, Feeling and Tasting.

Introduction:

- Who is in your story?
- Can you set the scene?
- How are the characters feeling?
- What is the plot of your story?

Paragraph 1:

- What has happened in your story?
- Where are your characters?
- How are they feeling about what is happening?
- Are there any new characters or scenes?


Paragraph 2:

- Has something interesting or exciting happened in your story?
- How have the characters reacted?
- Have you changed scenes?
- Is there going to be a big event to excite the reader?

Ending:

- Does your story have a happy ending?
- What is your final scene going to be?
- How do your characters feel now?
- Can you talk about what has happened and how things have changed?





| YOUR STORY

Lined writing area on the left side of the page.

Lined writing area on the right side of the page.




A series of 20 horizontal dotted lines for writing, spanning the width of the left page.


A series of 20 horizontal dotted lines for writing, spanning the width of the right page.



A series of 20 horizontal dotted lines spanning the width of the left page, intended for writing.

A series of 20 horizontal dotted lines spanning the width of the right page, intended for writing.





.....

.....

.....

.....

.....

.....

.....

.....

.....

.....

.....

.....

.....

.....

.....

.....

.....

.....

.....

.....

.....

.....

.....

.....

.....

.....

.....

.....

.....

.....

.....

.....

.....

.....

.....

.....

.....

.....

.....

.....

.....

.....

.....

